

Condensate Drain Valve

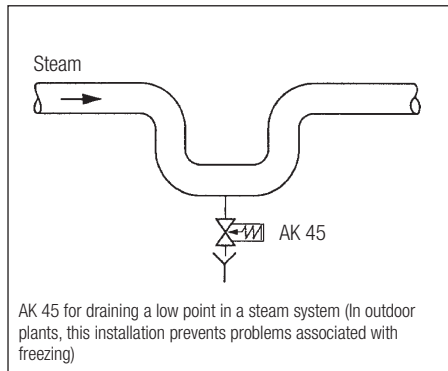
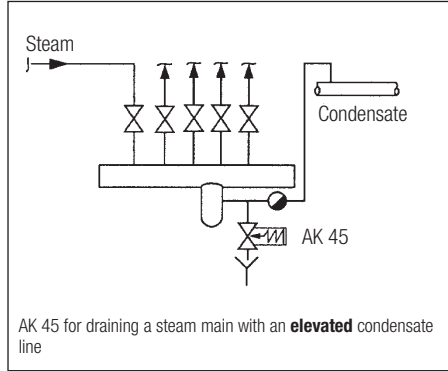
AK 45

PN 40, DN 15, 20, 25

(½", ¾", 1")

Installation

Install the AK 45 so that discharge is to open drain (without back-pressure), preferably in a vertical line with downwards flow. If it is necessary to install the AK 45 in a horizontal line, the pipe on the discharge of the trap should include a 90° downwards bend.



When ordering please state:

End connection, size (DN)

The following test certificate can be issued on request, at extra cost:

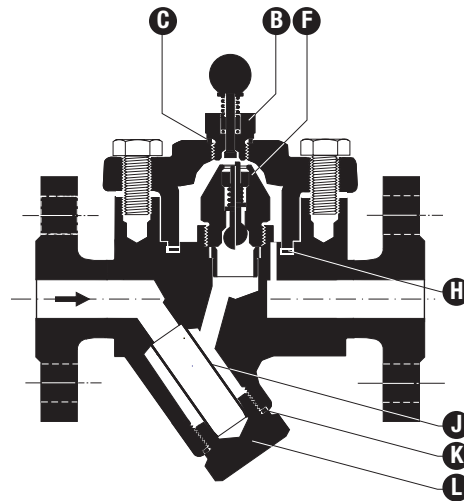
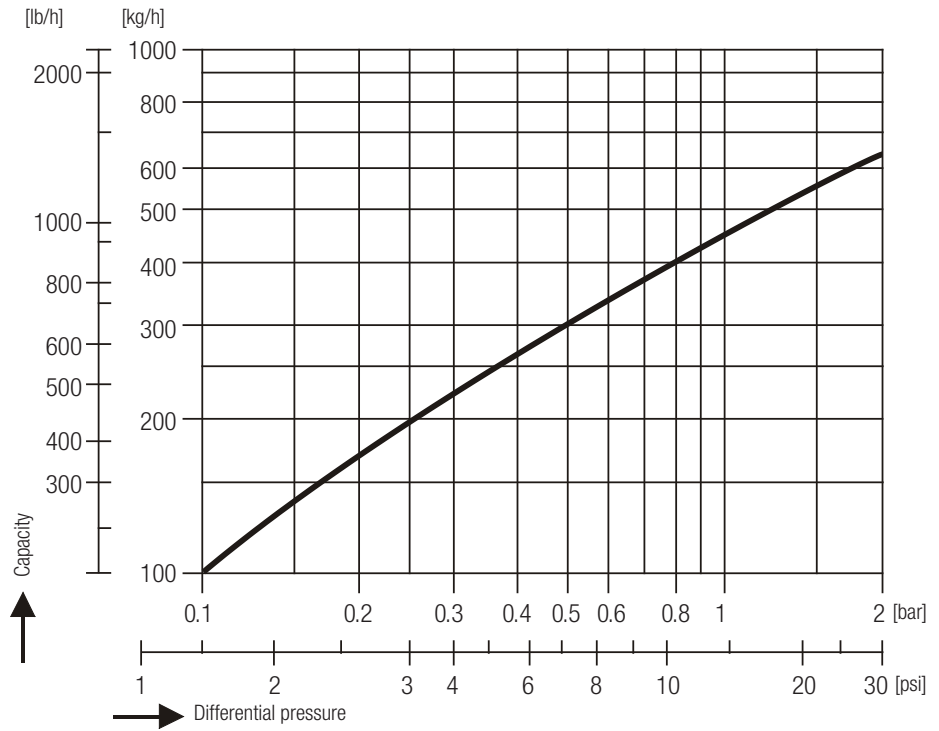
In accordance with DIN EN 10204/2.2 and -3.1 B.

All inspection requirements have to be stated with the order. After supply of the equipment certification cannot be established. For tests and inspection charges please consult us.

Supply in accordance with our general terms of business.

Capacity Chart

The chart shows the maximum capacities for cold condensate as a function of the differential pressure (without back pressure).



Item no.	Designation	Ref. no.
F	Valve insert	375 434
C	Gasket*) for hand purging knob (A 14 x 18) made of stainless steel	375 878
B	Hand purging knob	375 435
H	Cover gasket*) (40 x 48x2), made of graphite	375 159
J K L	Strainer, seal plug and gasket	375 113
K	Gasket*) for seal plug (A 24x29), made of stainless steel	375 162

*) Minimum order quantity 50 items. Contact your local dealer for smaller quantities.

GESTRA AG

Münchener Straße 77, 28215 Bremen, Germany
 Telefon +49 421 3503-0, Telefax +49 421 3503-393
 E-mail info@de.gestra.com, Web www.gestra.de

